



# HARDWARE

## 47 EYE NUT

- Attachment for various types of pipe supports and structural attachments
- Conforms with Federal Specification WW-H-171 (Type 16), Manufacturers Standardization Society MSS-SP-58 (Type 16)



Material: Steel  
Finish: Plain

| Part #    | Description |  |  |
|-----------|-------------|---|---|
| 0470025PL | 1/4" Rod    | 230 lb  | 100 pc  |
| 0470037PL | 3/8" Rod    | 600 lb  | 100 pc  |
| 0470050PL | 1/2" Rod    | 1,130 lb  | 100 pc  |



Install in accordance with applicable code.

## SWFF SWIVEL FEMALE-FEMALE

- Attachment with the capability to swivel



Material: Steel  
Finish: Electrogalvanized



| Part #     | Description |  |  |
|------------|-------------|---|---|
| SWFF0037EG | 3/8" Rod    | 1,000 lb  | 50 pc   |
| SWFF0050EG | 1/2" Rod    | 1,800 lb  | 50 pc   |

## SWMF SWIVEL MALE-FEMALE

- Attachment with the capability to swivel



Material: Steel  
Finish: Electrogalvanized

| Part #     | Description |  |  |
|------------|-------------|---|---|
| SWMF0037EG | 3/8" Rod    | 1,000 lb  | 50 pc   |
| SWMF0050EG | 1/2" Rod    | 1,800 lb  | 50 pc   |